

Bolton Academy

GO Team Meeting

May 15, 2023

Agenda

- I. Call to Order**
- II. Roll Call; Establish Quorum**
- III. Action Items**
 - a. Approval of Agenda
 - b. Approval of Previous Minutes:
 - c. Additional Action Item
- IV. Discussion Items**
 - a. BASC-3 results
- V. Announcements**
- VI. Public Comment**
- VII. Adjournment**



BASC-3 Data



Basc -3 Bess

Behavior Assessment System for Children – 3rd Edition (BASC-3)

Behavioral and Emotional Screening System (BESS)

Universal Screener

Basc -3 Bess

The BESS is designed to assess behavioral and emotional strengths and growth opportunities in Pk-12 students.

- Helps to put kids on our radar who otherwise may not be:
 - Students who may not know how to or choose not to advocate for themselves
 - Students whose academic and behavioral success masks social/emotional struggles
- It is a screening assessment, not a diagnostic assessment.
- No specialized training required to administer.

Basc -3 Bess

Students are given an overall score (BERI T Score) that indicates how far their score is from the average of the norm group.

The average BERI T score for the BESS is 50. The classification ranges for the BERI T score are:

- Normal Risk: 60 or lower
- Elevated Risk: 61-70
- Extremely Elevated Risk: 71 or higher

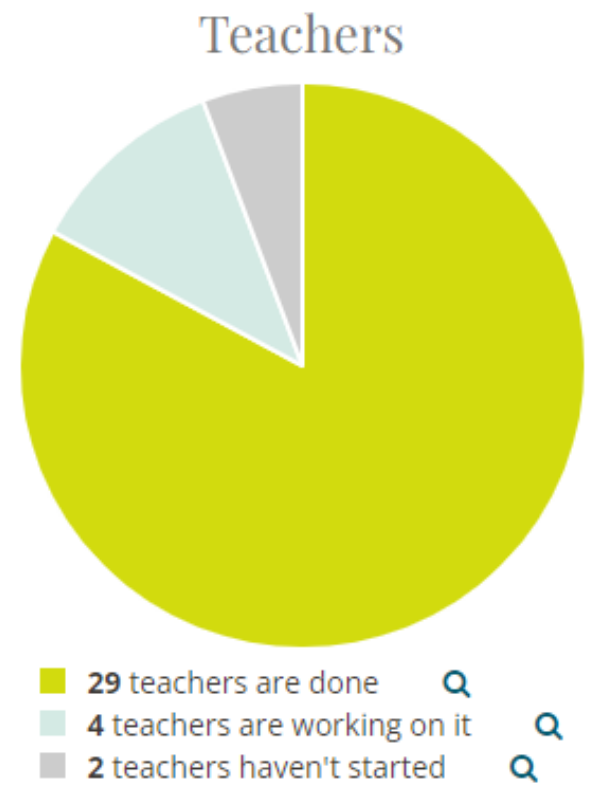
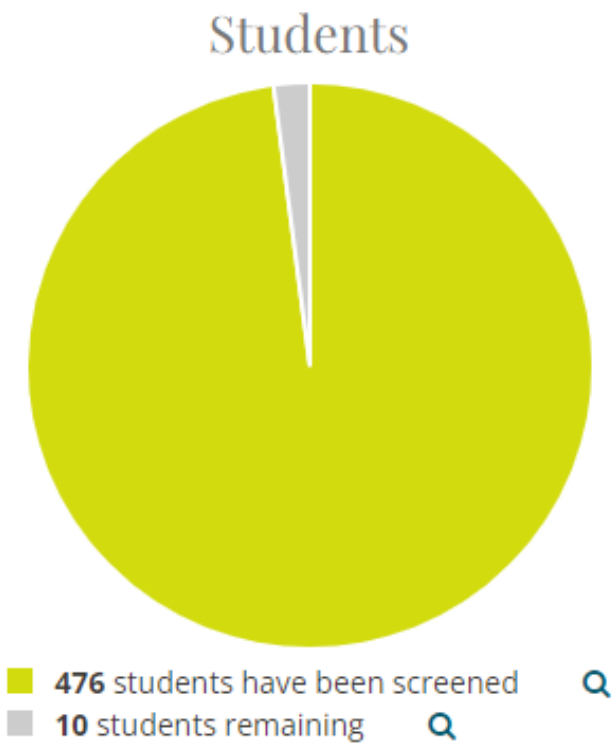
Screeners Index Explanations

- **BERI** – Behavioral and Emotional Risk Index (Overall Risk)
- **ERI** – External Risk Index (Hyperactivity, Aggression, Conduct)
- **IRI** – Internal Risk Index (Anxiety, Depression)
- **ARI** – Adaptive Skills Risk Index (Social Skills, Leadership)
- **SRI** – Self Regulation Risk Index (Self-Control)
- **PRI** – Personal Adjustment Risk Index (Interpersonal, Relationships, Self-Esteem)

Universal Screener Summary Spring '22 - '23 (Feb/March 2023 BASC-3 BESS)

Teacher Forms: 486 Students

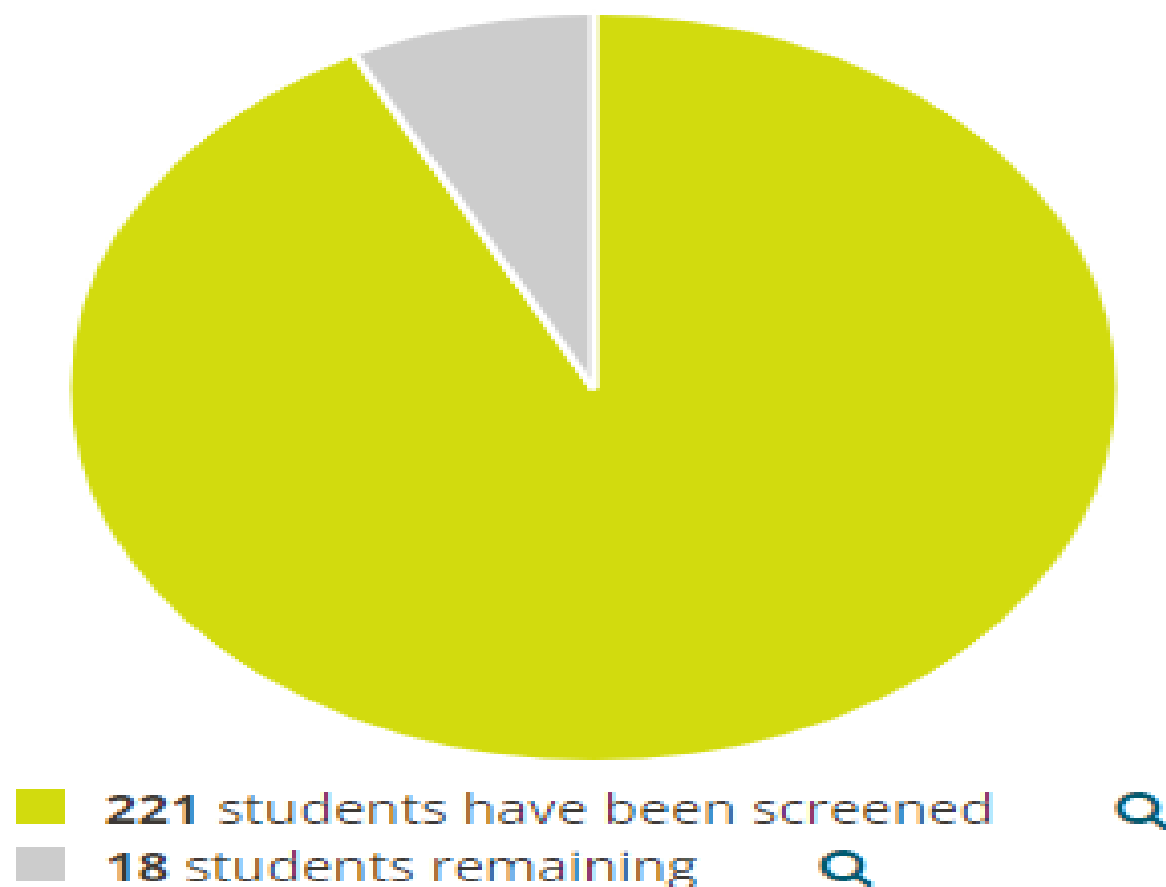
Grade: K-12



1 student couldn't be assigned to a teacher because we're missing classroom assignment information.

Student Forms: 239 Students

Grade: 3-12



Behavioral and Emotional Risk Index

BESS-3 (Teacher)

● Extremely Elevated Risk

3%

13 students

District average: 7%

● Elevated Risk

7%

34 students

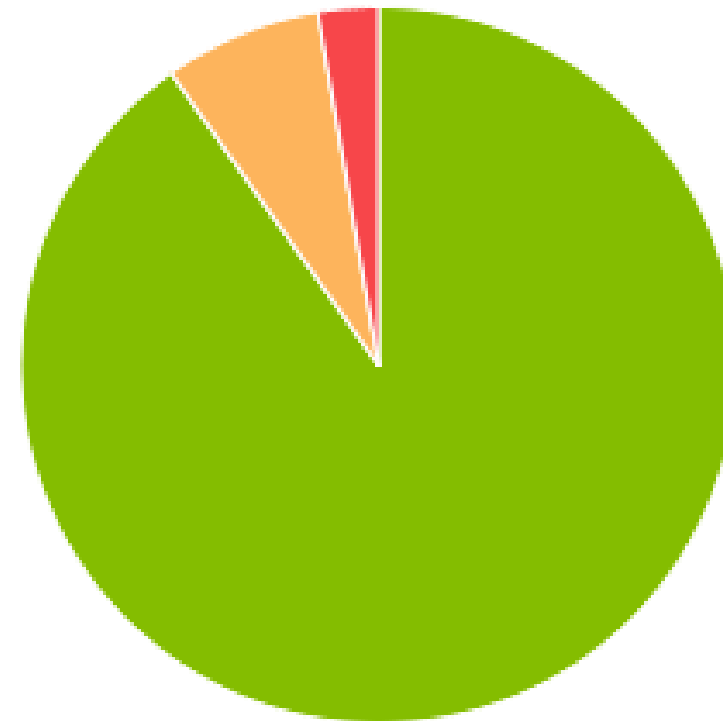
District average: 15%

● Normal Risk










90%

431 students

District average: 78%



Risk Distribution by Grade

Grade				
Kindergarten 78 students	83% 65	9% 7	8% 6	
1st Grade 90 students	94% 85	4% 4	1% 1	
2nd Grade 76 students	96% 73	1% 1	3% 2	
3rd Grade 85 students	92% 78	6% 5	2% 2	
4th Grade 71 students	93% 66	7% 5	0% 0	
5th Grade 78 students	82% 64	15% 12	3% 2	

Behavioral and Emotional Risk Index

BESS-3 (Student)

● **Extremely Elevated Risk**

6%

14 students
District average: 6%

● **Elevated Risk**

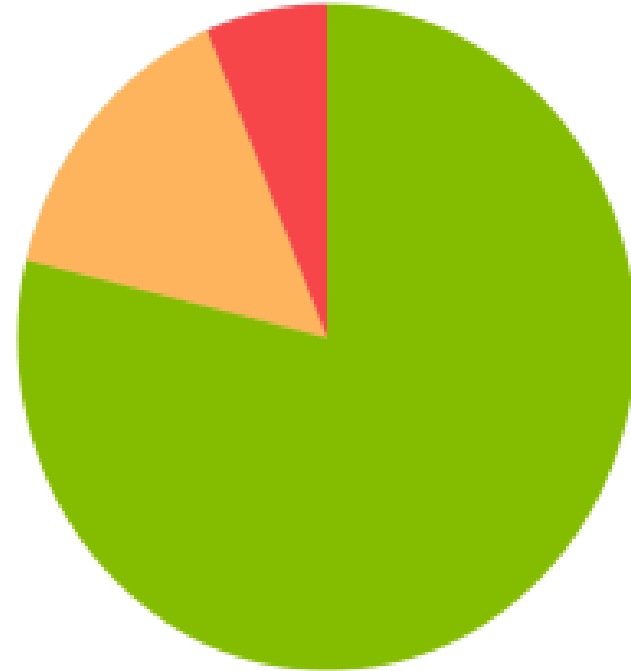
15%

33 students
District average: 18%

● **Normal Risk**

79%

174 students
District average: 75%



Risk Distribution by Grade

Grade



3rd Grade

81 students

73%

59

20%

16

7%

6



4th Grade

65 students

80%

52

12%

8

8%

5



5th Grade

75 students

84%

63

12%

9

4%

3



Results Addressed


Students who received an “Elevated” or “Extremely Elevated” Risk Score were interviewed by the counselor and/or school social worker to assess accuracy and interventional needs.

- Parents were notified
- Small groups provided
- Individual therapy offered

Announcements

- **GO Team Members**

- Check your email starting **May 1** for end of year survey links
 - GO Team Satisfaction Survey
 - Principal Feedback Survey
- Attend Textbook Go Team Meeting
- Welcome new members
- Complete your required trainings **ASAP**
 - Contact the GO Team Office with any questions





*Thank
you*
for yet another
great year!

